

# Here's what's in the box.

## Starting materials

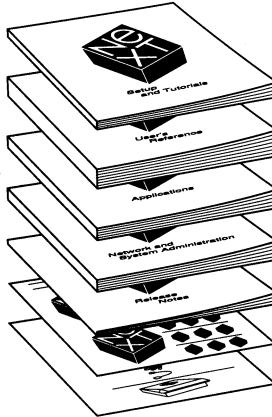


..... Customer registration



..... *Here's how...* booklet

## Manuals



..... *Setup and Tutorials*

..... *User's Reference*

..... *Applications*

..... *Network and System Administration*

..... *Release Notes*

..... NeXT™ stickers

..... Here's what's in the box/books guide


## Hardware



..... 2.88 MB floppy disk (blank)




..... Mouse (with cable attached)



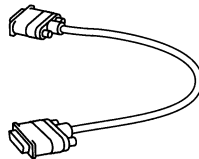
..... Keyboard (with cable attached)



..... Keyboard tilt feet



..... Computer power cord



..... Display-to-computer cable

## Starting Point™ box



# Here's what's in the books.

---

## **To set up the computer:**

If the computer *isn't* going to be connected to a network:

Follow the quick setup instructions in the front of the *Here's how...* booklet or, for detailed setup and safety instructions, read Part 1 of *Setup and Tutorials*.

**Note:** To configure the computer for multiple users (even if it's not on a network), see the *Network and System Administration* manual.

If the computer *is* going to be connected to a network:

Follow the quick setup instructions in the front of the *Here's how...* booklet or, for detailed setup and safety instructions, read Part 1 of *Setup and Tutorials*.

Then see the person in charge of the network for instructions on connecting to the network. (If you are that person, refer to the *Network and System Administration* manual.)

---

## **To learn about the system:**

If you're already experienced with computers, or if you want to get through the basics quickly:

Read through the *Here's how...* booklet.

For further details about the system, read *NeXT User's Reference*, or refer to it later as you need more information.

For detailed information about specific applications like Mail and WriteNow®, turn to *NeXT Applications*.

Read *Release Notes* for additional important notes about the Release 2.0 software.

If you prefer a gradual initiation to the computer:

Turn to the tutorials in Part 2 of *Setup and Tutorials*.

For further details about the system, read *NeXT User's Reference*, or refer to it later as you need more information. For a summary of basic system features, refer to the *Here's how...* booklet.

For detailed information about specific applications like Mail and WriteNow, turn to *NeXT Applications*.

Read *Release Notes* for additional important notes about the Release 2.0 software.